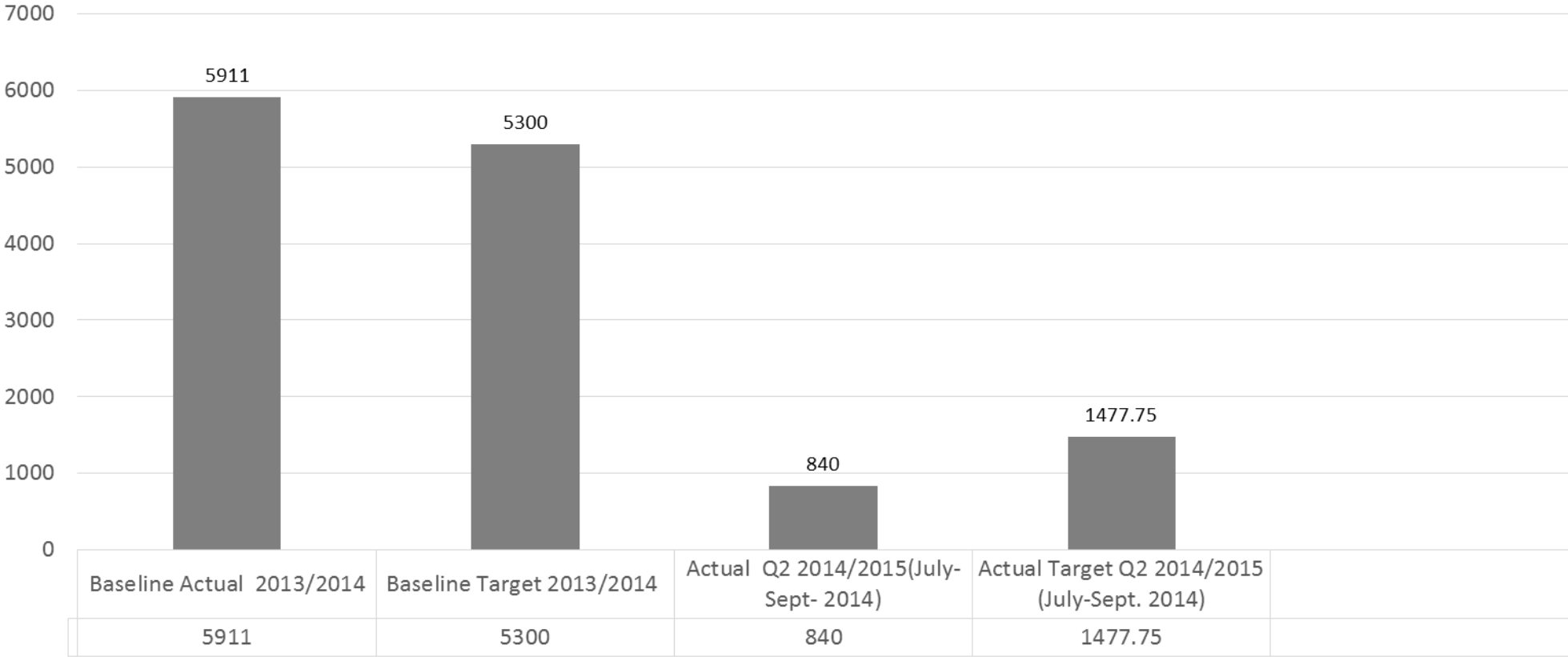




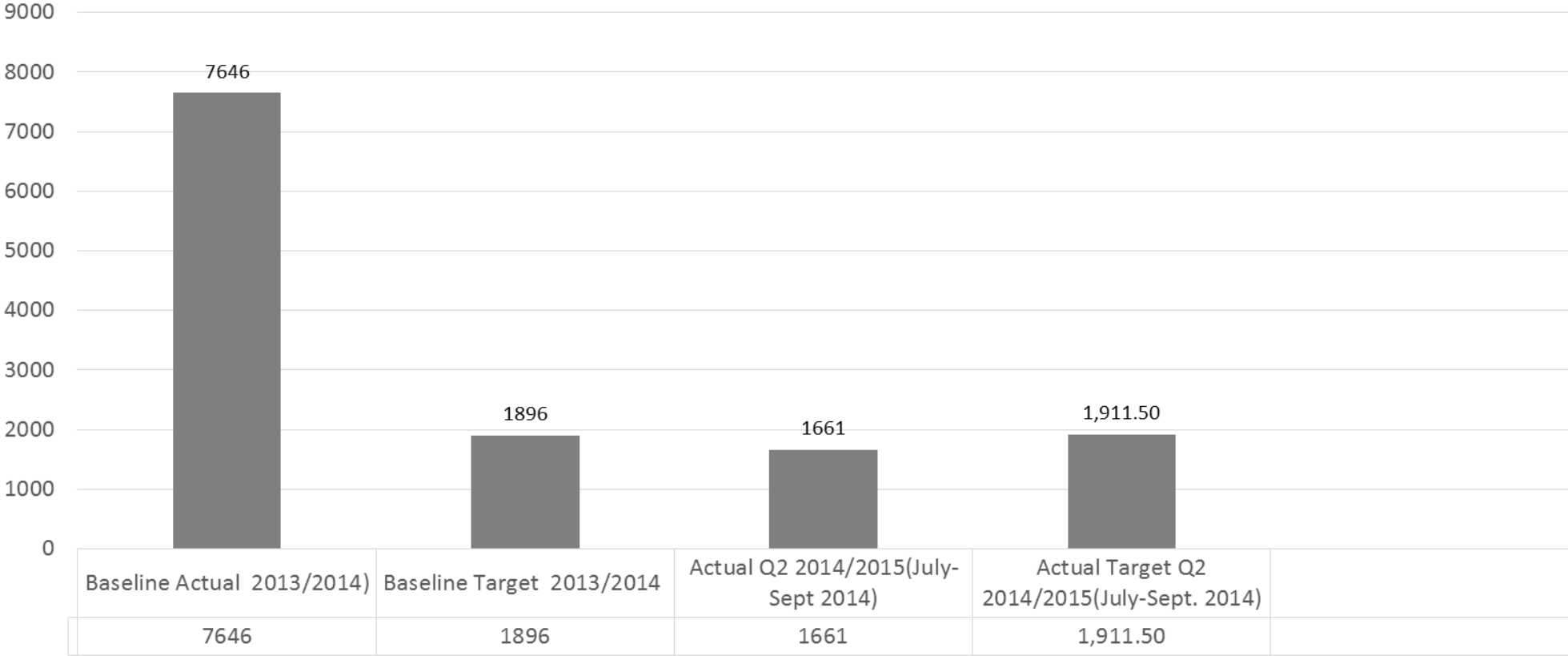
**iLembe District Presentation  
to the KZN PCA meeting  
19/11/2014**

**Presented by Cllr S.W. Mdabe  
Mayor of iLembe District Municipality**

Strategic Objective 1: Addressing Social & Structural Drivers of HIV & AIDS, STI's & TB Prevention Care & Impact  
Orphans & Vulnerable Children  
Number of newly registered OVC  
Q2 2014/2015(July –Sept. 2014)



Strategic Objective 1: Addressing Social & Structural Drivers of HIV & AIDS, STI's & TB Prevention Care & Impact  
Orphans & Vulnerable Children  
Number of registered OVC's receiving care and support  
Q2 2014/2015(July –Sept.2014)



# Description

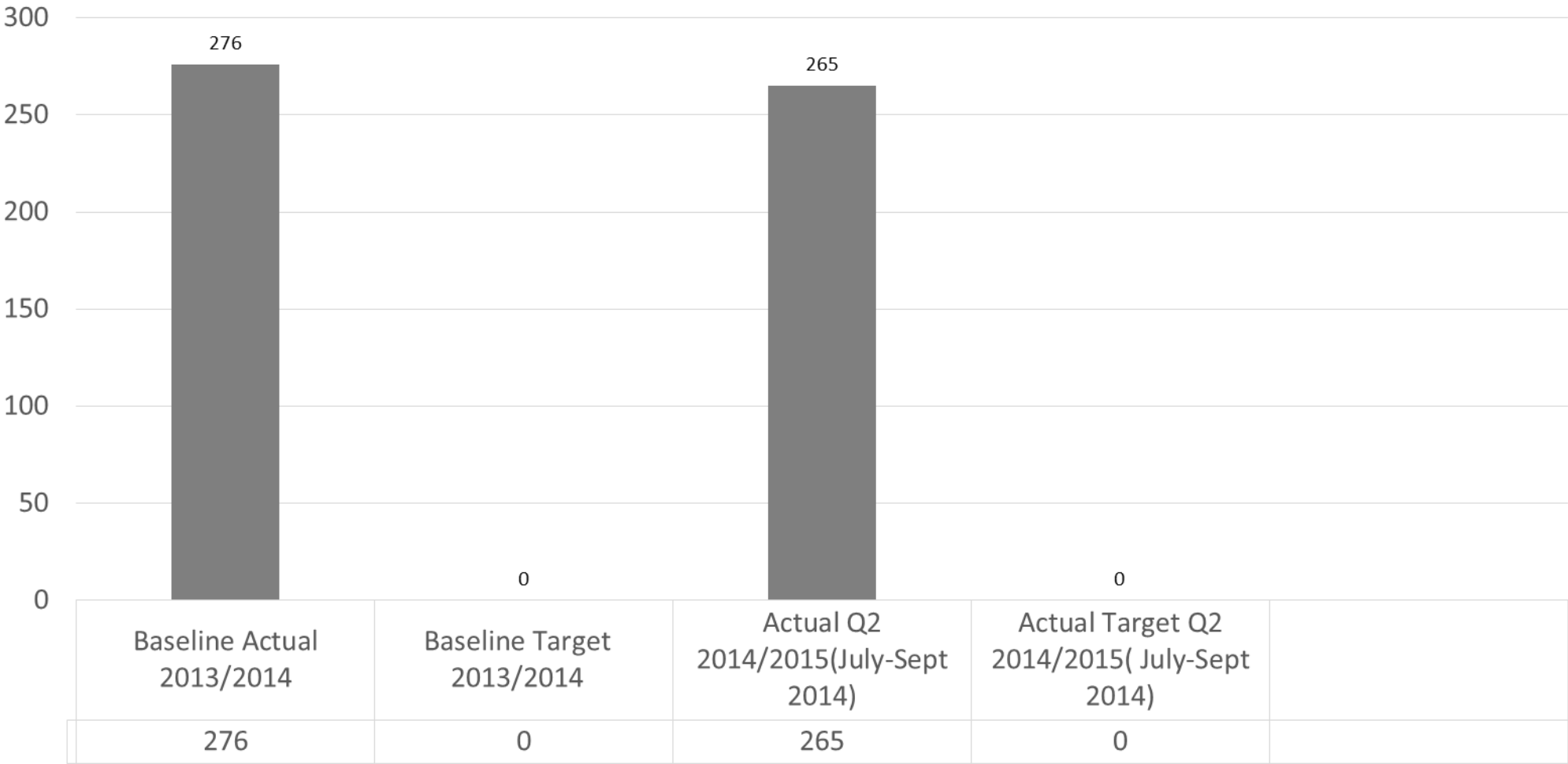
- The number of registered OVC baseline for the FY2013/14 is 5911 .The actual number of registered OVCs for the 2<sup>nd</sup> quarter is 840 and the actual target for Q2 was set 1477.75
- The number of registered OVC`s receiving care and support baseline for the FY 2013/14 is 7646. The actual for Q2 is 1661 and the actual target is 1911.50
- The Department of Social Development will be conducting an integration training for the Community Care Givers who will cover all 74 wards of the District.
- We will continue with the close monitoring of progress in the number of OVC's that get registered and provided with care and support on monthly basis in the District through Operation Sukuma Sakhe Programme.

Strategic Objective 1: Addressing Social & Structural Drivers of HIV & AIDS, STI's & T.B Prevention Care & Impact

Life Skills

Number of Learners Pregnant

Q2 2014/2015(July –Sept.2014)



# Description

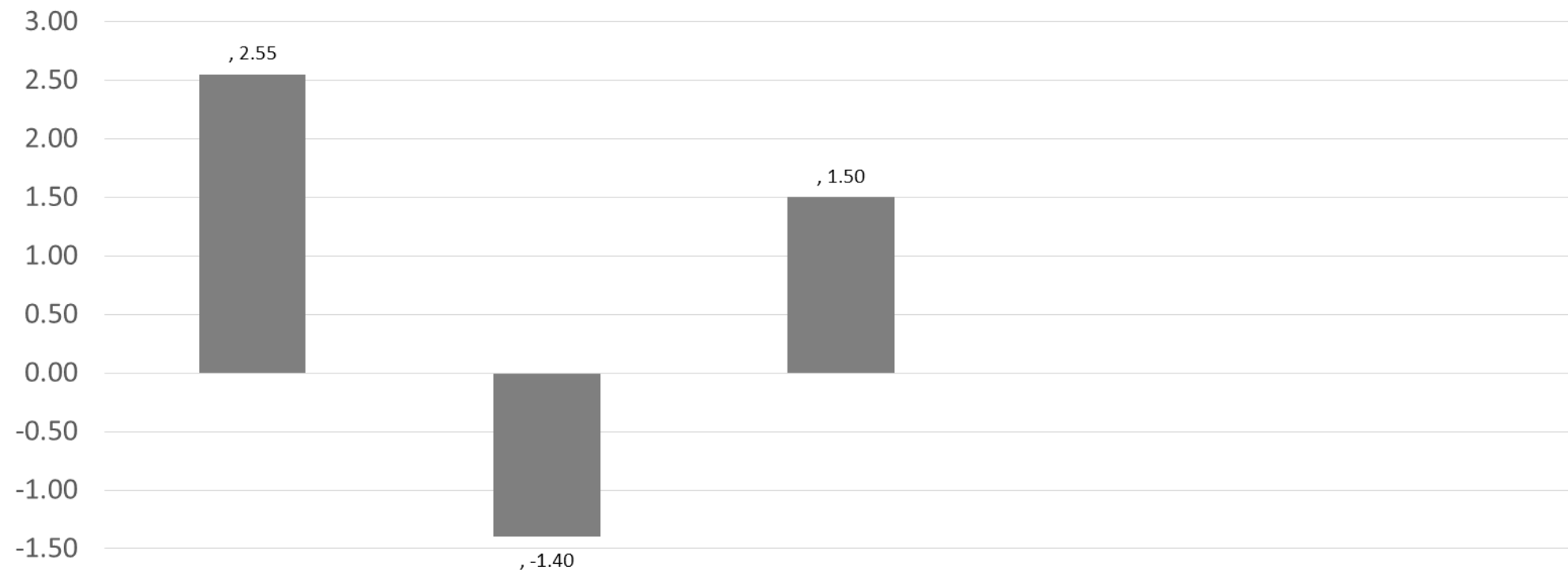
- The number of learners pregnant baseline for FY2013/14 was 276. As at quarter 2, the District was sitting at 265 learners pregnant. A reduction of 18 for quarter 1 which may be attributed to deliveries
- The number of learners reached with Life Skills focussed campaigns is 9029 for Q2 compared to 9920 of Q1
- We continued with the implementation of the programmes that started early in the year i.e including awareness programmes and presentations during the youth and girls programmes.

## Strategic Objective 2: Prevention of New HIV,STI & TB Infections

### PMTCT

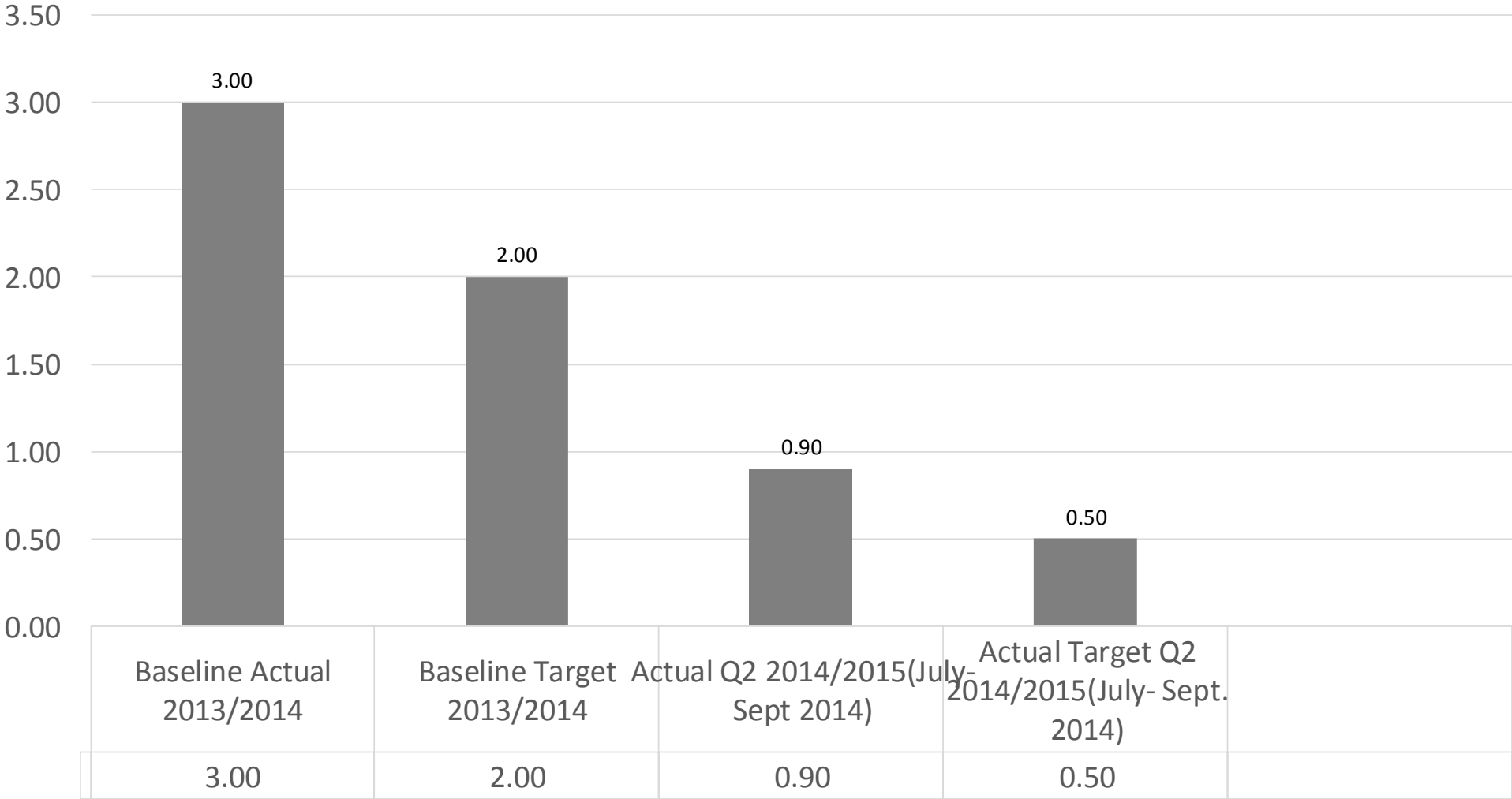
Baby PCR tested positive around six weeks rate

Q2 2014/2015(July –Sept.2014)



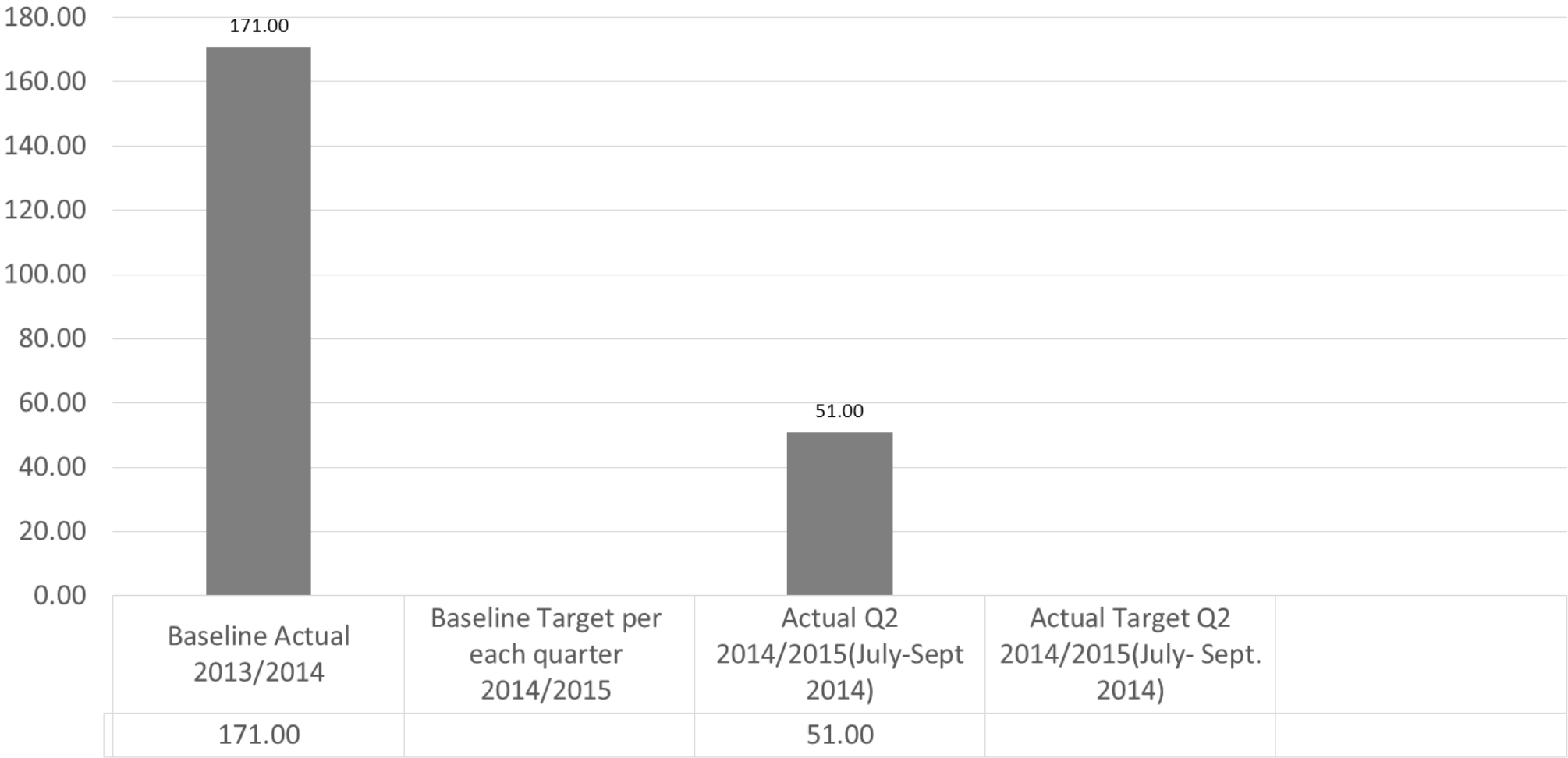
Baseline Actual 2013/2014	Baseline Target per each quarter 2014/2015	Actual Q2 2014/2015(July-Sept 2014)	Actual Target Q2 2014/2015(July- Sept. 2014)	
2.55	-1.40	1.15	2.65	

Strategic Objective 2: Prevention of New HIV,STI & TB Infections  
PMTCT  
Baby HIV antibody test positive at 18 months rate  
Q2 2014/2015(July –Sept.2014)

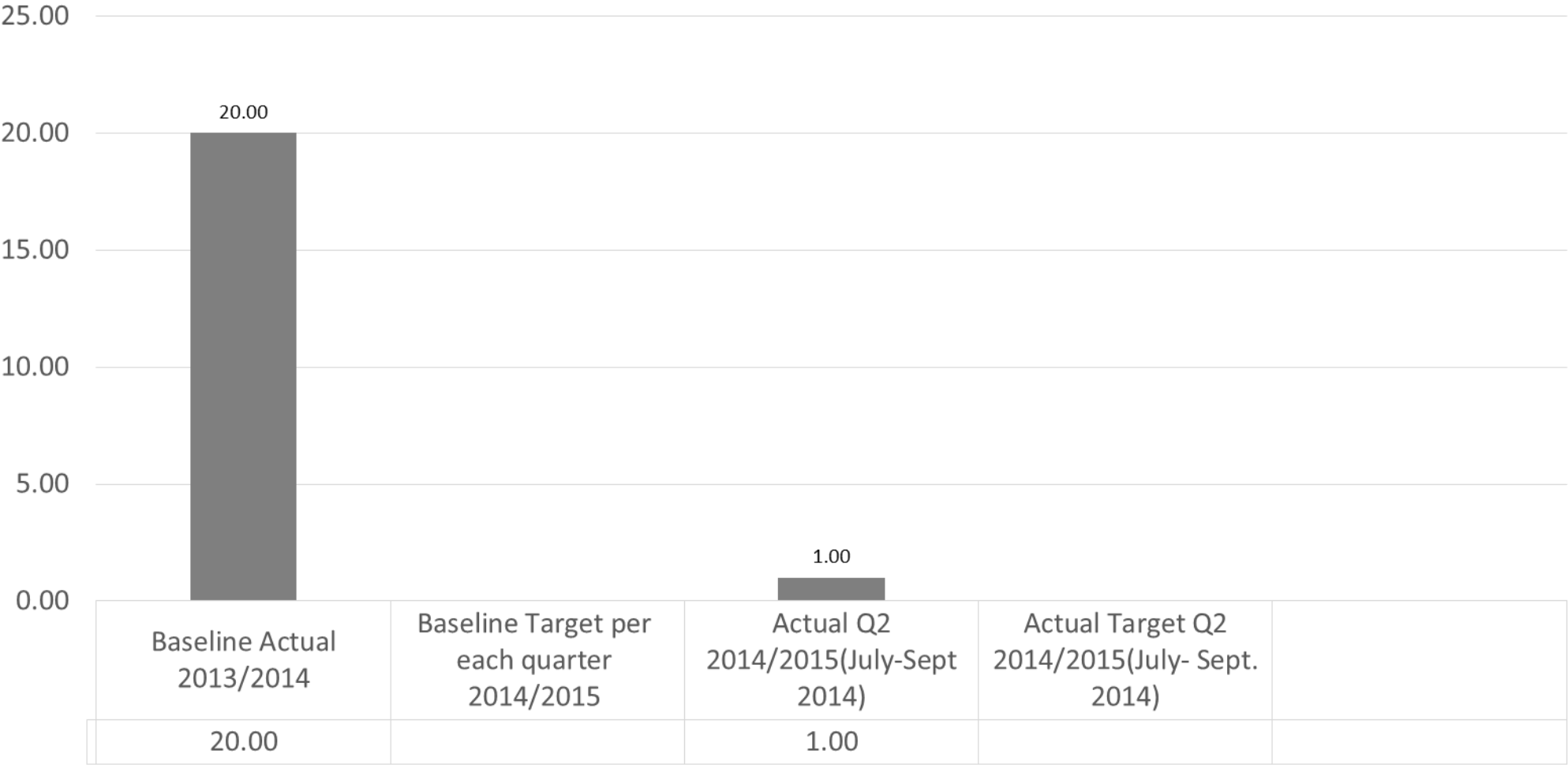




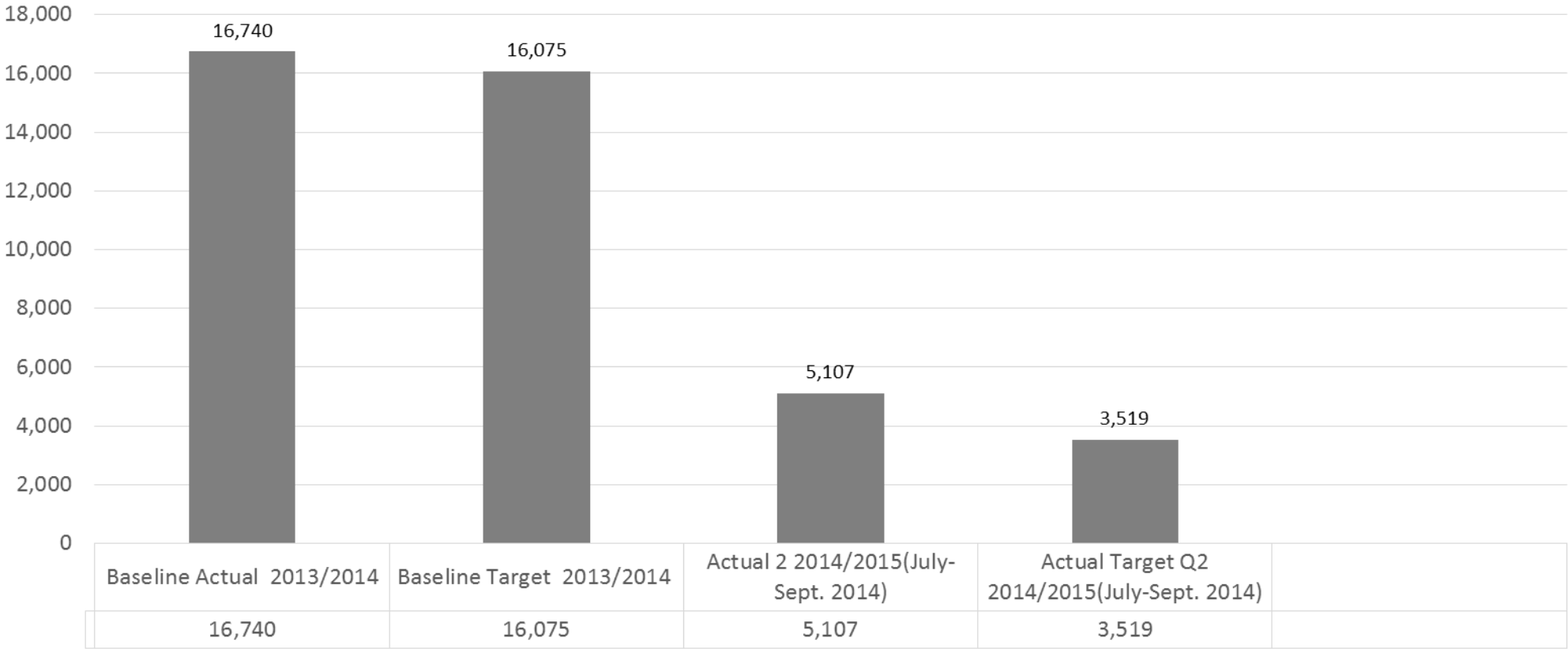
Strategic Objective 2: Prevention of New HIV,STI & TB Infections  
Marternal Child & Women`s Health  
Number of infant deaths in public health facilities  
Q2 2014/2015(July –Sept.2014)



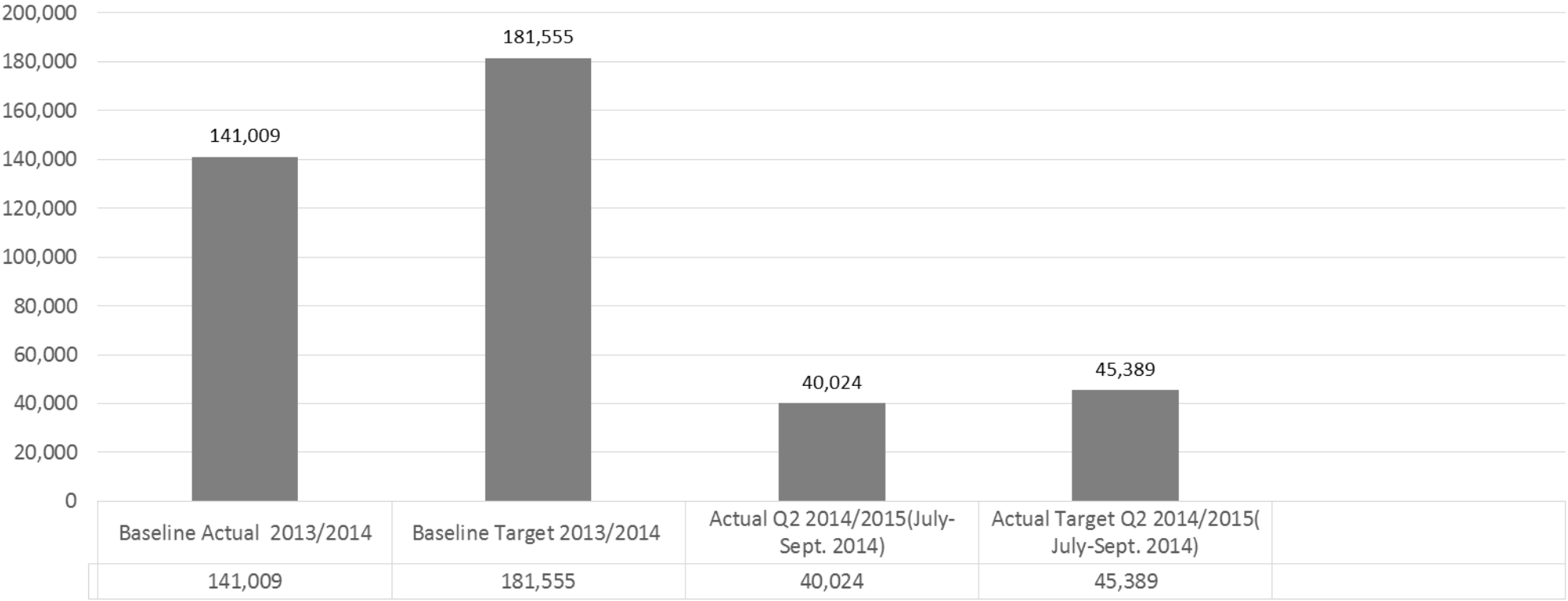
Strategic Objective 2: Prevention of New HIV,STI & TB Infections  
Marternal Child & Women`s Health  
Number of Marternal deaths in public health facilities  
Q2 2014/2015(July –Sept.2014)



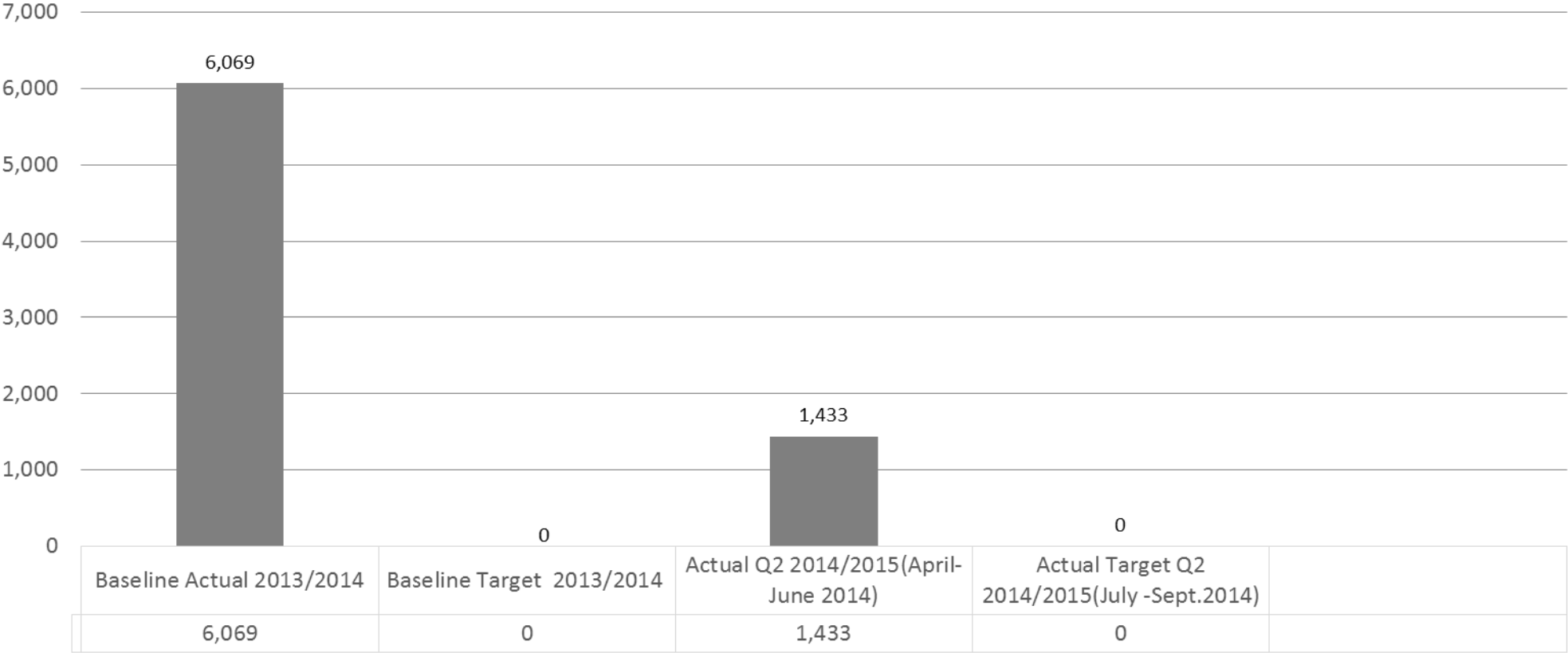
Strategic Objective 2: Prevention of New HIV, STIs & TB Infections  
HIV Counselling & Testing  
Number of new HIV positive cases  
Q2 2014/2015(July–Sept. 2014)



Strategic Objective 2: Prevention of New HIV, STIs & TB Infections  
HIV Counselling & Testing  
Number of new HIV tests carried out  
Q2 2014/2015(July–Sept. 2014)



Strategic Objective 2: Prevention of New HIV, STIs & TB Infections  
HIV Counselling & Testing  
Number of TB/HIV + cases obtained and TB cases obtained  
Q2 2014/2015(July –Sept. 2014)



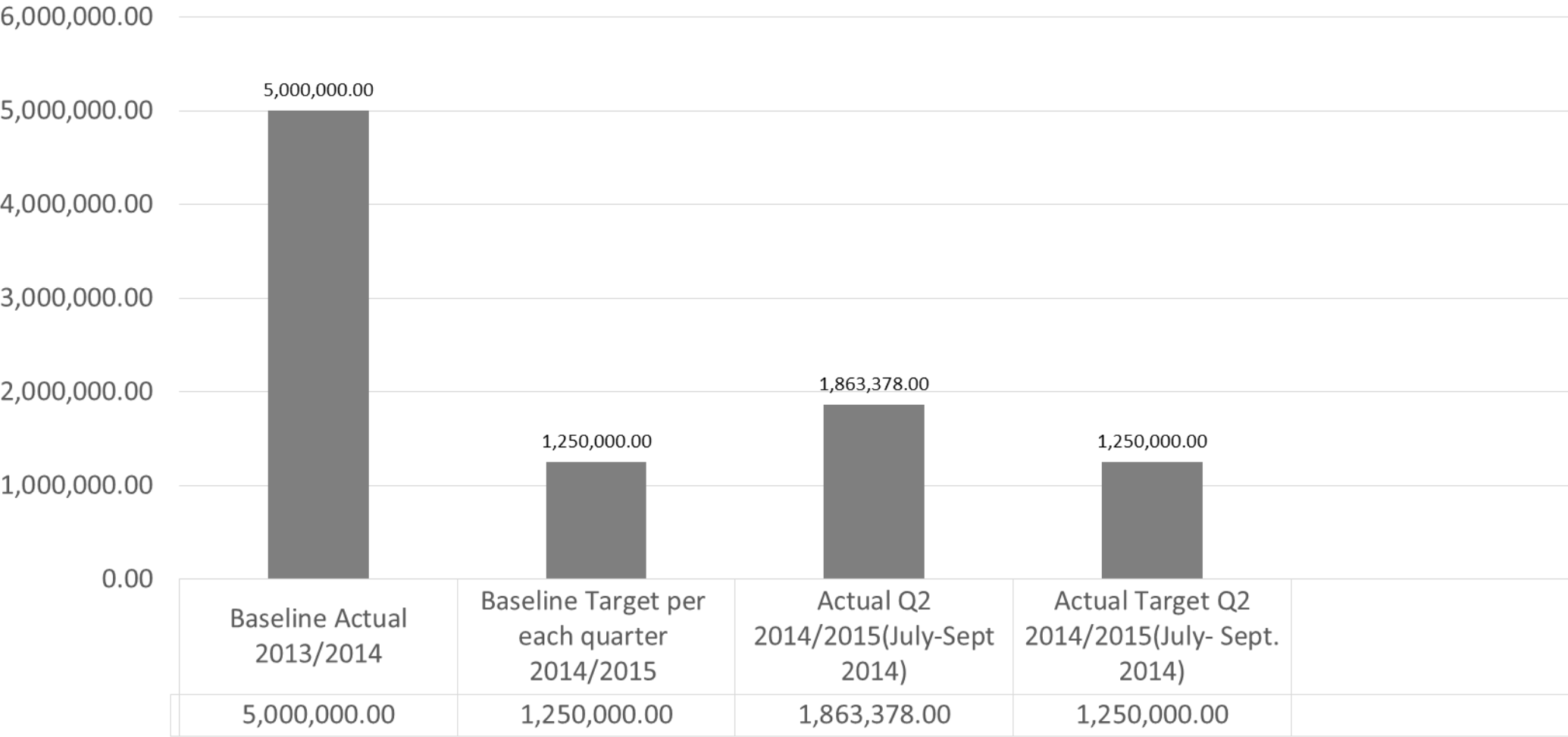
# Description

- The number of HIV tests carried out baseline for FY2013/14 is 141,009. In comparison to Q1 the statistics for Q2 is 38,697 which is an improvement compared to quarter stats. The built up programmes for the WAD will contribute in this area.
- The number of HIV positive cases baseline for FY2013/14 is 16,740. In Q1 the district recorded 3 593 and in Q2 4,461. We are reaching targets in this area.
- The number of TB/HIV + cases obtained and TB cases obtained baseline for FY2013/14 is 6,069. For Q1 the district recorded 1,067 cases and there is an increase in Q2 i.e. 1,433. Q2 results are still below the set target but notable the people seem to be coming forward to test. WAD programme for the year 2014 will contribute immensely in encouraging people to come out to test.

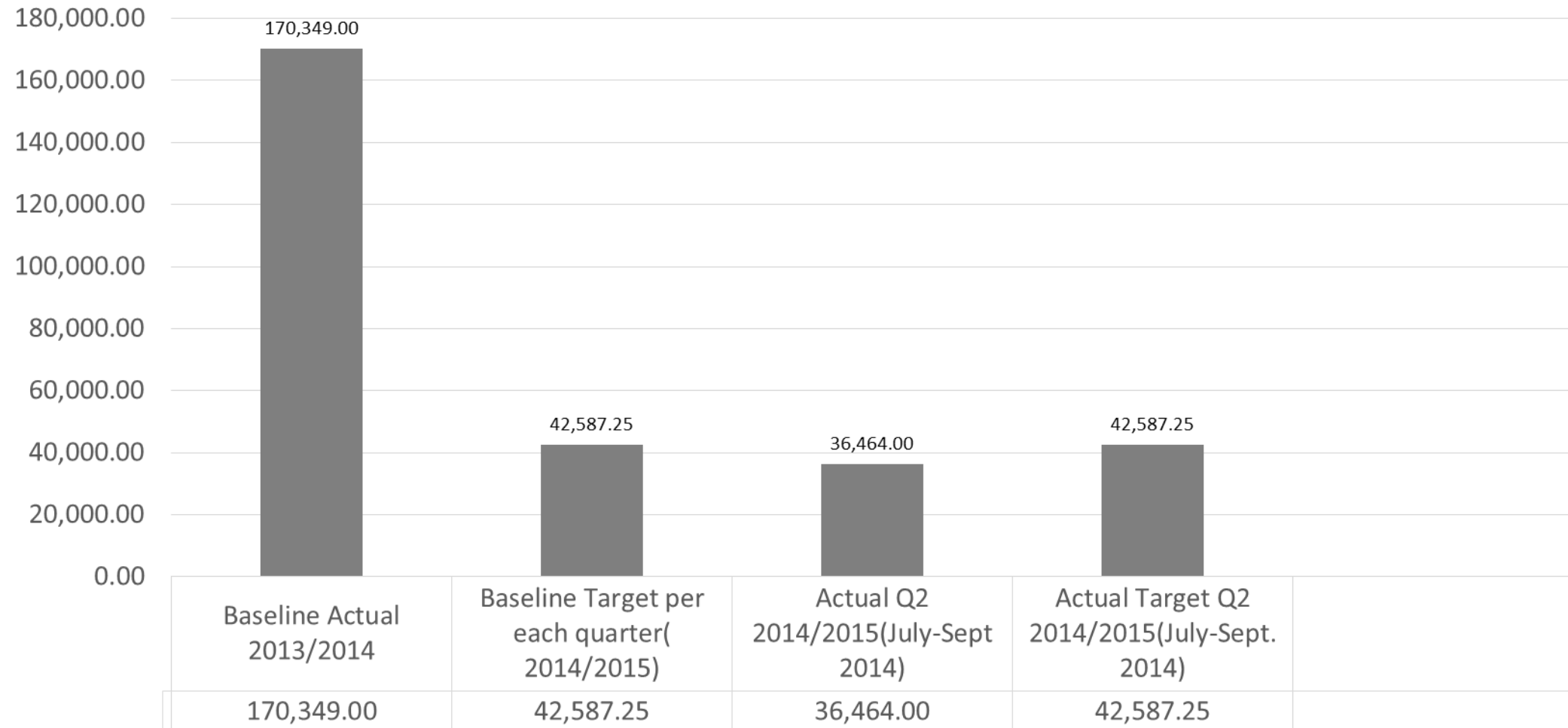
## Remedial action

- An annual district municipality funded HIV / Aids programmes and awareness campaigns has been developed to cover all four Local municipalities within Ilembe district. The programme will be done in collaboration with the department of health, all family of iLembe District Municipality , NGOs , Civil Society Organisations and FBOs.
- The Schools Health Programmes conducted in the month of October will address the challenge of HIV /AIDS prevalence in the district and associated impact
- Build up campaigns for the 2014 WAD will further assist in this outcome

Strategic Objective 2: Prevention of New HIV,STI & TB Infections  
Condoms Distribution  
Number of male condoms distributed  
Q2 2014/2015(July –Sept.2014)



Strategic Objective 2: Prevention of New HIV,STI & TB Infections  
 Condoms Distribution  
 Number of female male condoms distributed  
 Q2 2014/2015(July–Sept. 2014)





# Description

- The number of male condoms distributed baseline for FY2013/14 is 4, 997, 309.
- The target was met in Q2 as the total number of condoms distributed was 1,863,378 and far more than 1,25 million which should be our target per quarter as per the 2013/2014 baseline.
- The number of female condoms distributed baseline for FY2013/14 is 170,349. This target was not met in Q2 as the total number of condoms distributed was 36 464 and less than 42 587.25 which should be our target per quarter as per the 2013/2014 baseline.

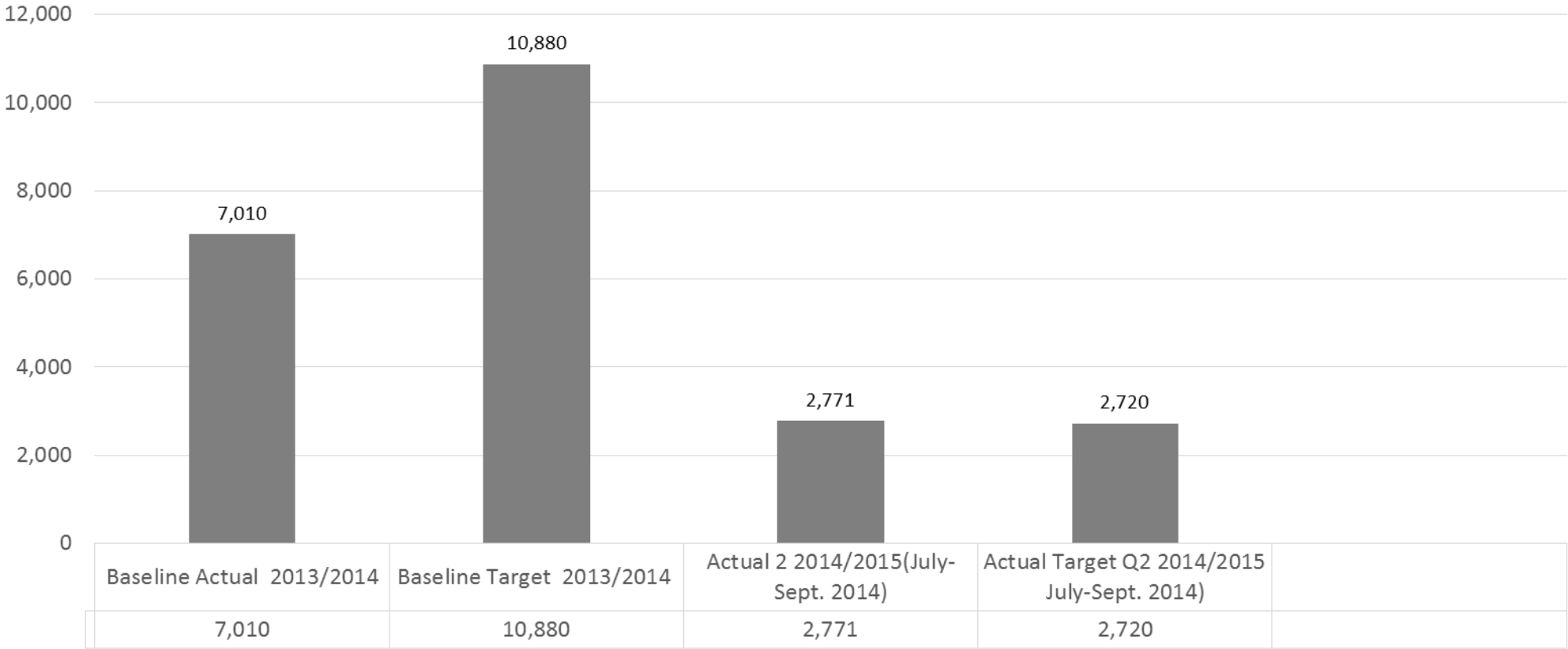
## **Interventions to be done**

- To ensure high quality of reporting through proper training on data flow
- To formulate condom forum or task team and map all the secondary sites and also schedule the supply and the secondary condom distribution sites.
- All the Local Municipalities will a specific target to meet on all indicators and report progress to the District.

# Conti.....

- Close monitoring of the performance of the service providers appointed to distribute condoms will be done on monthly basis through OSS's District Task Team.
- Ward councillors will continue to take charge of the process of ensuring the availability of condoms in the 223 sites within iLembe and report shortages through to OSS structures and the Department of Health.

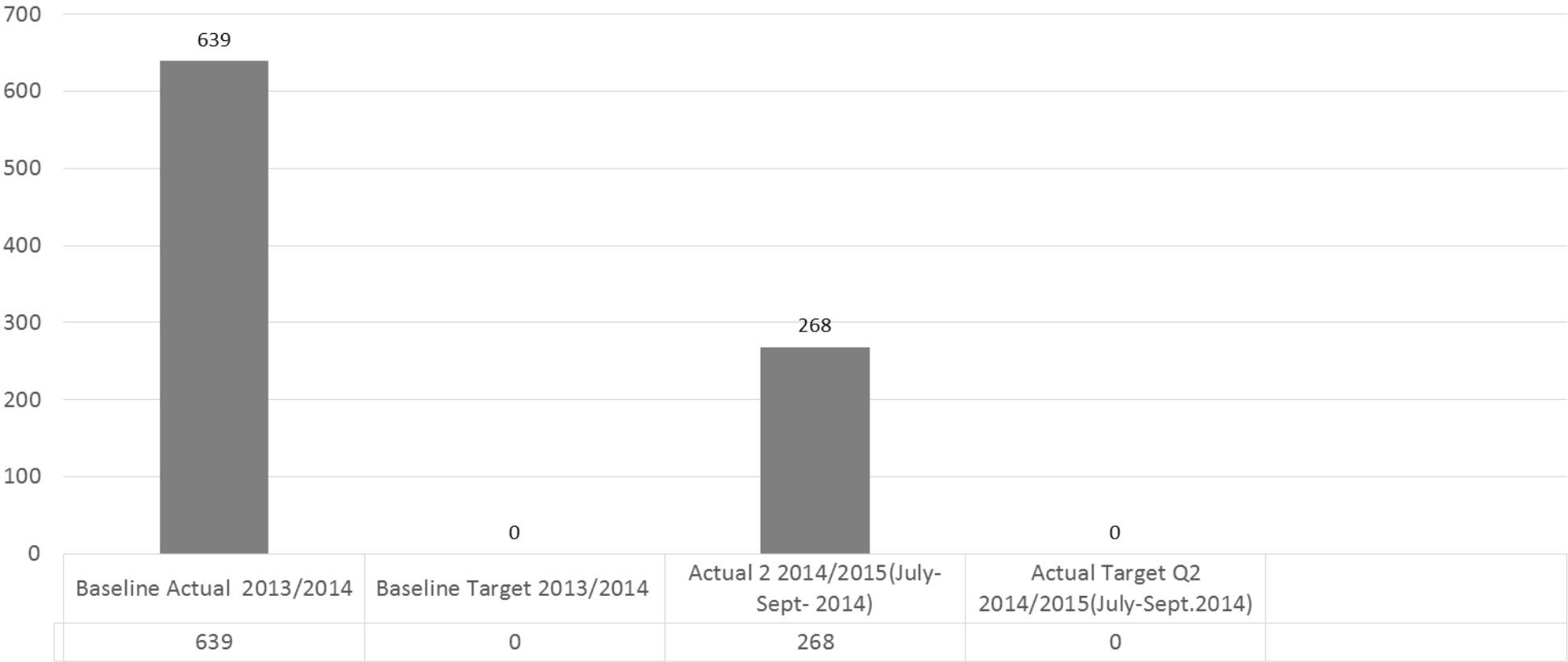
Strategic Objective 2: Prevention of New HIV, STIs & TB Infections  
Male Medical Circumcision  
Number of males aged 15-49 circumcised  
Q2 2014/2015(July –Sept. 2014)



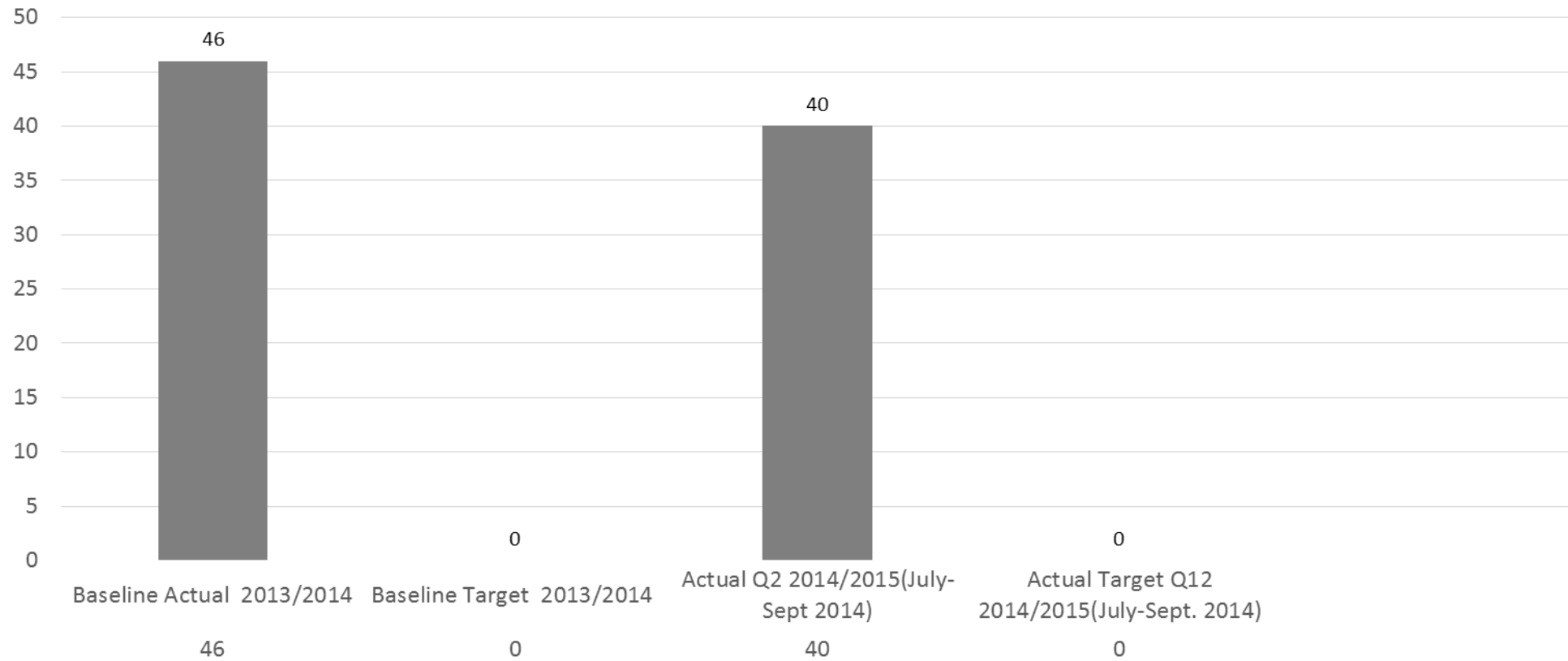
# Description

- The District reached and exceeded the Male Medical Circumcision target for Q2 which is 2,720 as the actual total number of MMC for Q2 is 2,771.
- The following will be done in collaboration with the relevant stakeholders and traditional leadership to further ensure that MMC targets are met in the District:
- All stakeholders to be involved in planning and to implementation of DOH MMC Programme.
- The camps for males out of schools will be arranged and men dominated industries will be recruited.
- The district and other relevant Sector Departments will conduct “ISIBAYA SAMADODA” for dialogues on MMC and HCT.
- The District will also continue to conduct the “Operation MBO`s”, “First Thing First ”and “Graduate Alive” campaigns targeting in FET Colleges.

Strategic Objective 2: Prevention of New HIV, STIs & TB Infections  
Prevention of Exposure to transmission from occupational exposure, Sexual violence  
Number of new sexual assault cases  
Q2 2014/2015(July –Sept.2014)



Strategic Objective 2: Prevention of New HIV, STIs & TB Infections  
Prevention of Exposure to transmission from occupational exposure, Sexual violence  
Children under 12 years sexually assaulted rate  
Q2 2014/2015(July –Sept.2014)



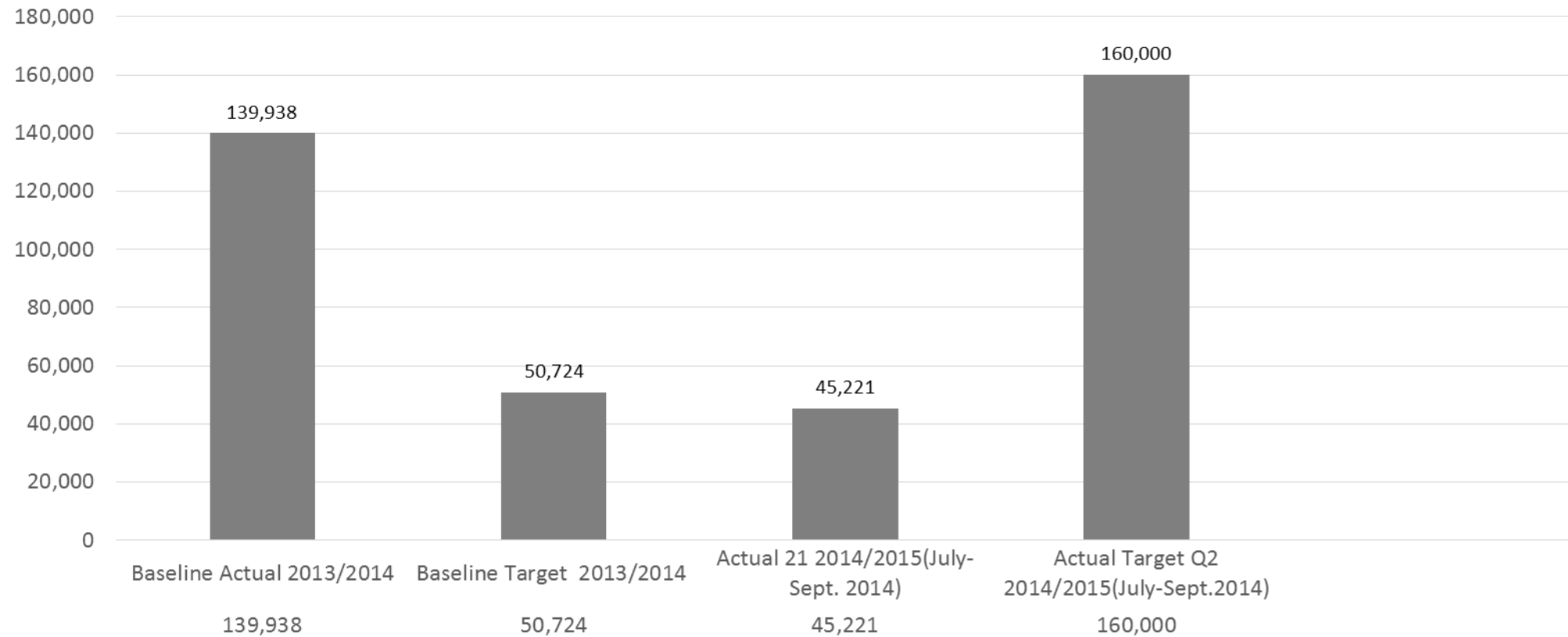
# Description

- The number of new sexual assault cases baseline for FY2013/14 is 639.
- As at Q2 , a total of 268 new sexual assaulted cases were recorded. Unlike the baseline figure which was obtained from the DOH , the statistics for the Q2 was obtained from the Department of Justice.
- The number of Children under 12 years that were sexually assaulted in Q2 remains unacceptably high.

The following will be done to deal with the scourge:

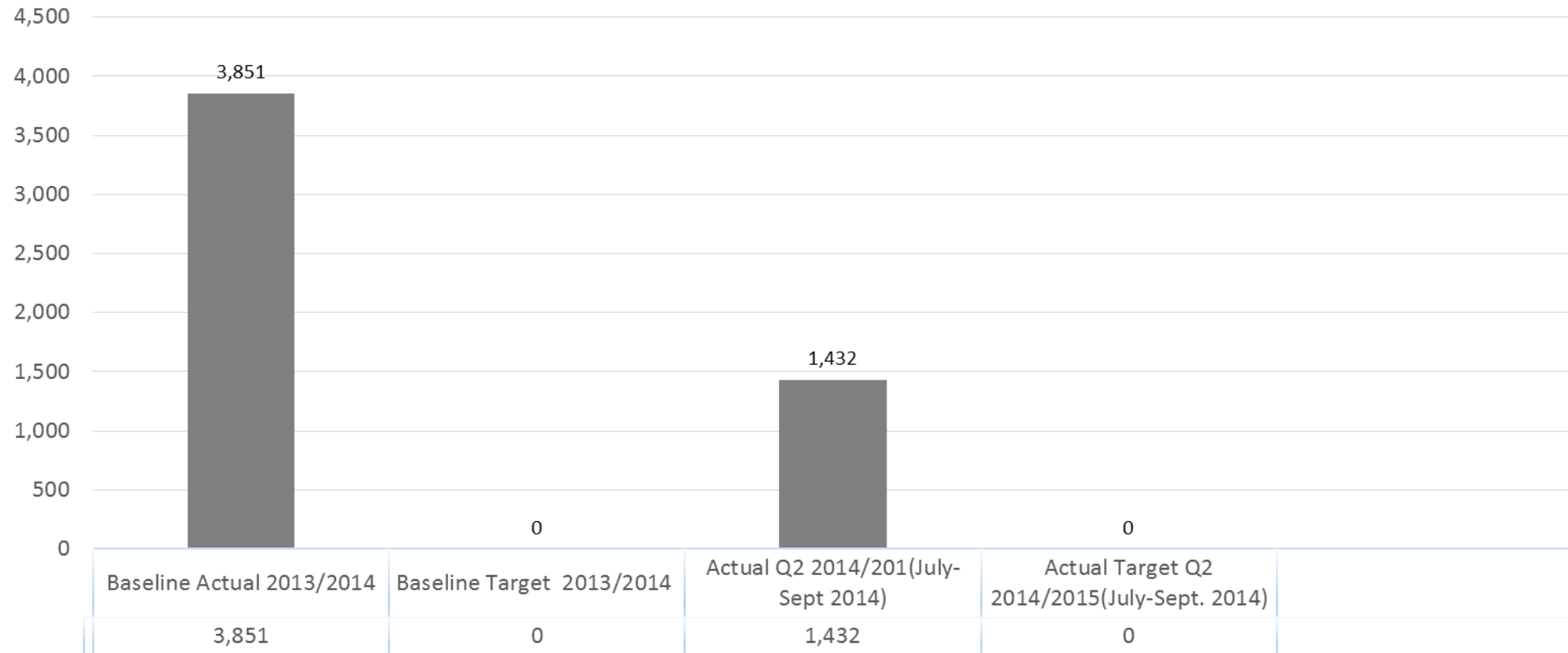
- The District will continue with the Community dialogues and awareness campaigns in collaboration with relevant sector departments.
- To continue with the empowerment programmes to Children under 12 years as a preventive measure , continue conducting the Schools Health Programme to focus on the issues of sexual assaults. To continue in working with the SAPS and the Department of Justice and the NGOs that work with children , the mostly affected wards will be identified and accordingly prioritised. The ECD sector will also be covered during these campaigns.

Strategic Objective 3: Sustain Health & Wellness  
Comprehensive ART Services  
Number of patients receiving ART( adults & children)  
Q2 2014/2015(July –Sept. 2014)

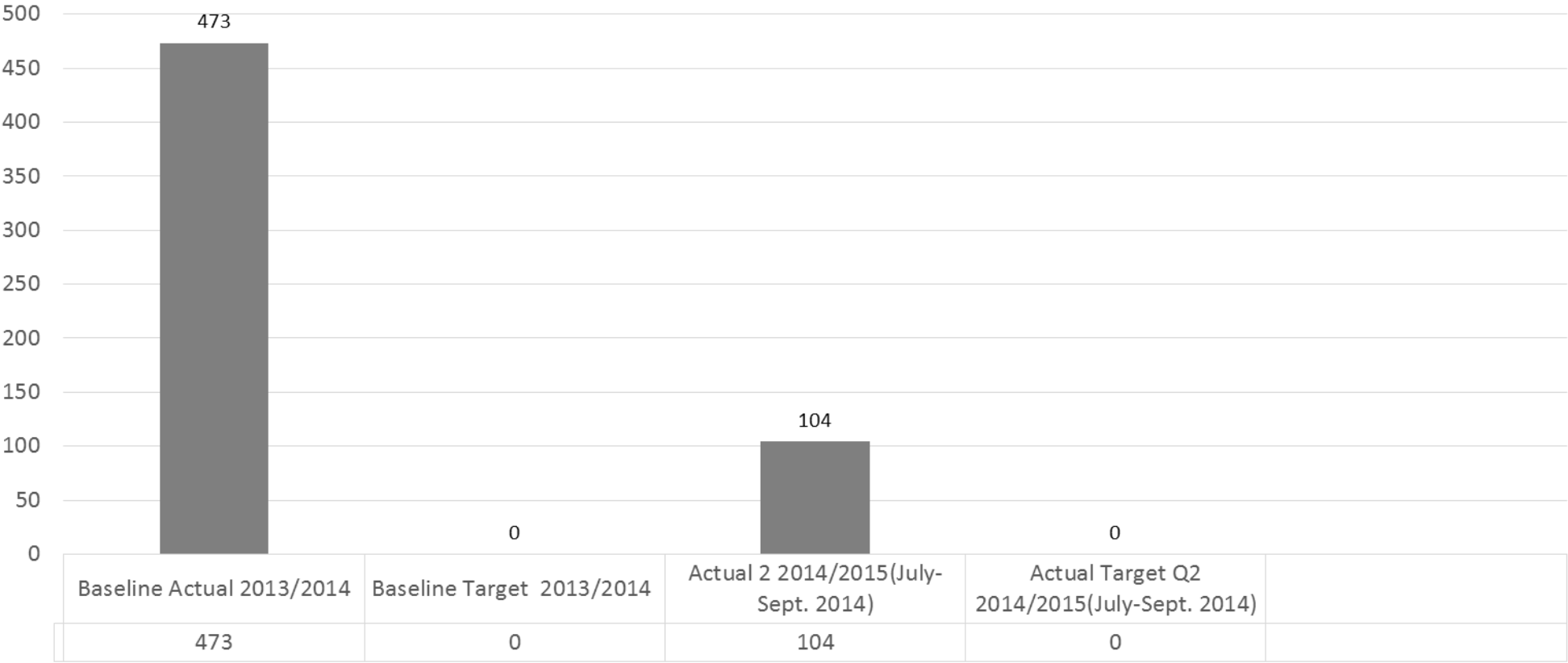




Strategic Objective 3: Sustain Health & Wellness  
 Comprehensive ART Services  
 Number of ART patients de-registered due to loss of follow up  
 Q2 2014/2015(July –Sept. 2014)



Strategic Objective 3: Sustain Health & Wellness  
 Comprehensive ART Services  
 Number of ART patients de-registered due to death  
 Q2 2014/2015(July–Sept. 2014)



## Strategic Objective 5: Coordination, Monitoring & Evaluation

### Coordination, Monitoring & Evaluation

			<b>BASELINE Actual FY2013/14</b>	<b>Baseline Target</b>	<b>Actual Quarter 1</b>	<b>Actual Quarter 2</b>
1.	Number of LAC`s submitting reports to DAC		4	4	3	3
2.	Number of WAC`s submitting reports to LAC		74	74	0	0

# Description

- The district is not doing well in terms of meeting Strategic Objective 2 i.e Comprehensive ARV services
- The District has made considerable progress in Strategic objective 5 in relation to coordination , monitoring and evaluation.
- We still have a challenge with high number of people that cannot be followed. One of the major reasons that we have had challenges in this area is that , not all wards have been allocated a Community Care Giver.
- Ward Aids Committee structures are not fully functional at the ward level. In a meeting held with the Civil Society on the 7<sup>th</sup> of October 2014, an undertaking was made by the Civil Society that they will assist in resuscitating the WACs.

THANK YOU